

Custom Cable Request Form

Create your own custom cable with this form by indicating cable type, length, and jacket type as well as connector gender, connector type, and special instructions. If you select foil shielded as the cable type, remember to circle your drain-wire option. Lastly, indicate your pinning requirements.

After you've submitted the form, you'll receive a confirmation e-mail. Need help? Call our FREE Tech Support.

+43 (0)1 2569856-100

1 Cable Type: (Check as many as apply)

- CAT5e
- CAT6
- CAT6a
- Unshielded
- Foil Shielded
- Foil and Copper-Braid Shielded
- Solid
- Stranded

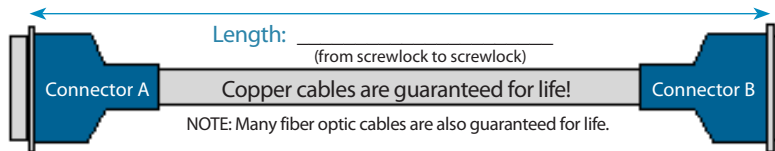
- 62.5/125-µm Multimode Fiber
- 50/125-µm Multimode Fiber
- 50/125-µm (OM3) Multimode Fiber
- 8.5/125-µm Single-Mode Fiber
- Simplex Fiber
- Duplex Fiber
- Other: _____

- Jacket Type:**
- PVC
 - LSZH

Standard Cable-Length Tolerances

0–3 m	+0,07 m/-0 m
3,01–30,4 m.....	+0,15 m/-0 m
30,41 m +.....	+0,30 m/-0 m

2 Connectors:



Gender: M F

Connector Type: (Circle one)

- | | | |
|------------------------|-------------------|--------------------|
| 1. DB9 | 12. RJ-45 8-wire | 22. Fiber FDDI |
| 2. DB15 | 13. DEC™ MMJ | 23. M/34 (V.35) |
| 3. DB25 | 14. RJ-45 10-wire | 24. 50-pin Berg: |
| 4. DB37 | 15. RJ-45 8-wire, | RS-232 or SCSI |
| 5. DB50 | shielded | 25. 4-pin mini DIN |
| 6. 15-pin high-density | 16. M/50 | 26. 5-pin DIN |
| 7. 36-pin Centronics™ | 17. Fiber ST™ | 27. 6-pin mini DIN |
| 8. 50-pin telco | 18. Fiber SC | 28. 8-pin mini DIN |
| 9. RJ-11 4-wire | 19. Fiber LC | 29. Spade lugs |
| 10. RJ-12 6-wire | 20. Fiber MT-RJ | length: _____ |
| 11. RJ-22 4-wire | 21. Fiber MU | 30. Other |

Special Instructions: (Circle options)

1. One end cut
2. Pins only
3. Hood type (Plastic if not specified):
 - Metal hood
 - Plastic hood
 - 45° hood
 - Molded hood
 - Removable hood
4. Thumbscrews
5. Screw locks: M or F (Male if not specified) metric/English
6. 90° hood—specify cable exit, Pin #
NOTE: Default is Male=Pin 1, Female=Opposite
7. Pairing
8. Flying leads, length: _____
9. Label: _____
10. 50-pin telco: ears or bail latches
11. 36-pin Centronics: ears or bail latches
12. Packaging—please attach specs
13. Other—please attach specs

Drain Wire: (Circle one)

(Applies only to foil-shielded cables)

1. Cut drain wire
 2. Pin drain by itself Pin # _____
 3. Wrap drain with conductor Pin # _____
- If 1–3 are not chosen,
4. Attach drain to shell

Gender: M F

Connector Type: (Circle one)

- | | | |
|------------------------|-------------------|--------------------|
| 1. DB9 | 13. DEC MMJ | 24. 50-pin Berg: |
| 2. DB15 | 14. RJ-45 10-wire | RS-232 or SCSI |
| 3. DB25 | 15. RJ-45 8-wire, | 25. 4-pin mini DIN |
| 4. DB37 | shielded | 26. 5-pin DIN |
| 5. DB50 | 16. M/50 | 27. 6-pin mini DIN |
| 6. 15-pin high-density | 17. Fiber ST | 28. 8-pin mini DIN |
| 7. 36-pin Centronics | 18. Fiber SC | 29. Spade lugs, |
| 8. 50-pin telco | 19. Fiber LC | length: _____ |
| 9. RJ-11 4-wire | 20. Fiber MT-RJ | 30. Other: _____ |
| 10. RJ-12 6-wire | 21. Fiber MU | |
| 11. RJ-22 4-wire | 22. Fiber FDDI | |
| 12. RJ-45 8-wire | 23. M/34 (V.35) | |

Special Instructions: (Circle options)

1. One end cut
2. Pins only
3. Hood type (Plastic if not specified):
 - Metal hood
 - Plastic hood
 - 45° hood
 - Molded hood
 - Removable hood
4. Thumbscrews
5. Screw locks: M or F (Male if not specified) metric/English
6. 90° hood—specify cable exit, Pin #
NOTE: Default is Male=Pin 1, Female=Opposite
7. Pairing
8. Flying leads, length: _____
9. Label: _____
10. 50-pin telco: ears or bail latches
11. 36-pin Centronics: ears or bail latches
12. Packaging—please attach specs
13. Other—please attach specs

Drain Wire: (Circle one)

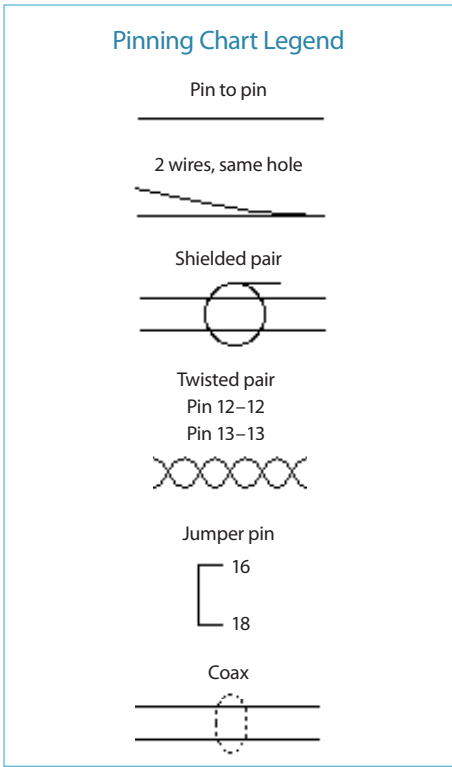
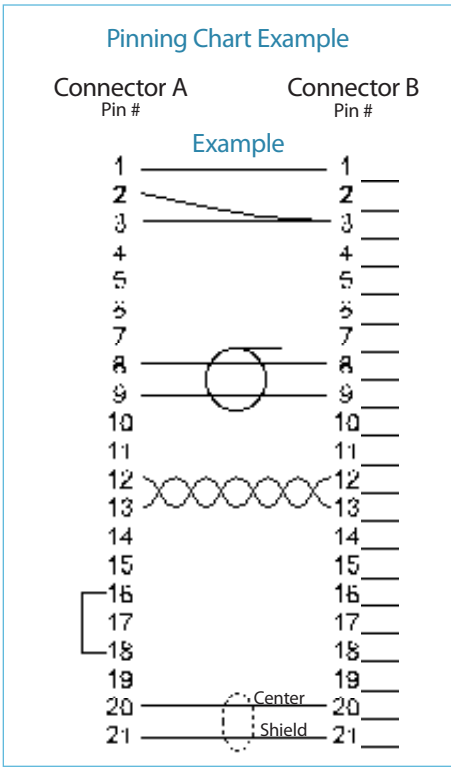
(Applies only to foil-shielded cables)

1. Cut drain wire
 2. Pin drain by itself Pin # _____
 3. Wrap drain with conductor Pin # _____
- If 1–3 are not chosen,
4. Attach drain to shell

COPY AND FAX OR EMAIL THIS FORM

3 Pinning (See example at right)

Connector A Pin #	Connector B Pin #
_____	_____
_____	_____
_____	_____
_____	_____
_____	_____
_____	_____
_____	_____
_____	_____
_____	_____
_____	_____
_____	_____
_____	_____
_____	_____
_____	_____
_____	_____
_____	_____
_____	_____
_____	_____
_____	_____
_____	_____
_____	_____
_____	_____
_____	_____
_____	_____
_____	_____
_____	_____
_____	_____
_____	_____
_____	_____
_____	_____
_____	_____
_____	_____
_____	_____
_____	_____



Comments: _____

4 5 easy ways to order!

- | | |
|---------------------------------|-------------------------------------|
| 1. Phone: +43 (0)1 2569856-503 | 5. Mail: Black Box Network Services |
| 2. On-line: www.black-box.at | Percostrasse 31 Top A3 |
| 3. E-mail: support@black-box.at | 1220 Wien |
| 4. Fax: +43 (0)1 2569856-100 | |

24-Hour Response!

Quantity: _____

Part number: _____ Name: _____

Contact number: _____ Title: _____

Quote number: _____ Company: _____

Order number: _____ Address or P.O. Box: _____

Comments: _____ City: _____

State: _____ Zip: _____

Telephone: () _____

Fax: () _____

E-mail: _____

Thank you!

© Copyright 2011. Black Box Corporation. All rights reserved. Printed in U.S.A. Black Box® and the Double Diamond logo are registered trademarks of BB Technologies, Inc. Any third-party trademarks appearing in this brochure are acknowledged to be the property of their respective owners.